www.k-electric-gmbh.de

K'ELECTRIC



LIGHTNING AND SURGE PROTECTION

Lightning protection for residential and functional buildings

www.k-electric-gmbh.de

Photovoltaik

As of August 2022

OUR PRODUCTS



Quick overview 6

GT40
Multipole, compact lightning current combination arresters for the 40mm system / meter cabinet 10

GT T1+2
Multipole, pluggable AC lightning current combination arrestors 12

GT T2
Multipole, pluggable AC surge arresters 14

PV
Multipole, pluggable arresters for photovoltaic applications 16

GAK
Generator terminal boxes 18

FM
Combination arresters for data/telecommunications systems 20

Technical data 22

Quick overview 1

GEBÄUDE

APPLICATION	INSTALLATION OF THE MAIN DISTRIBUTION			INSTALLATION OF THE SUB-DISTRIBUTION
	Mains-side connection (NAR)	or	Connection on the system side (ARR)	**at distance to main distribution > 10m**

Lightning protection class I and II buildings

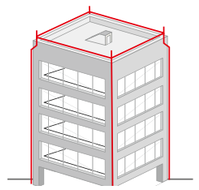

TYP 1+2

TT/TNS	
GT T1+2, 25kA, 3+1-300-**FM**	**500200**
GT T1+2, 25kA, 3+1-275-**FM**, 4TE	**500213**
TNC	
GT T1+2, 25kA, 3+0-300-**FM**	**500201**
GT T1+2, 25kA, 3+0-275-**FM**, 3TE	**500214**

Lightning protection class III and IV buildings

TYP 1+2

TT/TNS	
GT40 TT/TNS-12,5kA-**B**	**500103**
GT40 TT/TNS-12,5kA-**S**	**500101**
GT40 TT/TNS-12,5kA-**SI**	**500110**
TNC	
GT40 TNC-12,5kA-**S**	**500107**

TYP 1+2

TNS	
GT T1+2, 12,5kA, 4+0-300-**FM**	**500231**
GT T1+2, 12,5kA, 4+0-300-**FM-L**	**500250**

TT/TNS	
GT T1+2, 12,5kA, 3+1-300-**FM**	**500230**
GT T1+2, 12,5kA, 3+1-300-**FM-L**	**500251**

TNC	
GT T1+2, 12,5kA, 3+0-300-**FM**	**500232**
GT T1+2, 12,5kA, 3+0-300-**FM-L**	**500252**

TYP 2

TNS	
GT T2, 4+0-300	**500300**
GT T2, 4+0-300-**FM**	**500301**

TT/TNS	
GT T2, 3+1-300	**500302**
GT T2, 3+1-300-**FM**	**500303**
GT T2, 3+1-300-**FM-SI**	**500320**

TNC	
GT T2, 3+0-300-**FM**	**500305**

Buildings with overhead line feeds

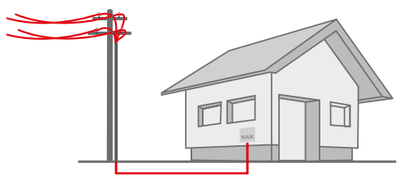

TYP 1+2

TT/TNS	
GT40 TT/TNS-7,5kA-**B**	**500102**
GT40 TT/TNS-7,5kA-**S**	**500100**
GT40 TT/TNS-7,5kA-**SI**	**500109**
TNC	
GT40 TNC-7,5kA-**SI**	**500111**

TYP 1+2

TT/TNS	
GT T1+2, 12,5kA, 3+1-300-**FM**	**500230**
GT T1+2, 12,5kA, 3+1-300-**FM-L**	**500251**

TNC	
GT T1+2, 12,5kA, 3+0-300-**FM**	**500232**
GT T1+2, 12,5kA, 3+0-300-**FM-L**	**500252**

Buildings without external lightning protection

TYP 2

TT/TNS	
GT T2, 3+1-300	**500302**
GT T2, 3+1-300-**FM**	**500303**

TNC	
GT T2, 3+0-300-**FM**	**500305**

TYP 2

TNS	
GT T2, 4+0-300	**500300**
GT T2, 4+0-300-**FM**	**500301**

TT/TNS	
GT T2, 3+1-300	**500302**
GT T2, 3+1-300-**FM**	**500303**
GT T2, 3+1-300-**FM-SI**	**500320**

TNC	
GT T2, 3+0-300-**FM**	**500305**

-B = basic **-L** = leakage current **-S** = with voltage tap **-FM** = with remote signalling contact **-SI** = with fused voltage tap

Quick overview 1

BUILDING WITH PHOTOVOLTAICS

APPLICATION	AC-SIDE BEFORE THE INVERTER	DC-SIDE	
Buildings with external lightning protection	TYP 1+2	TYP 1+2	TYP 1+2
Buildings without external lightning protection	TYP 1+2	TYP 2	TYP 2

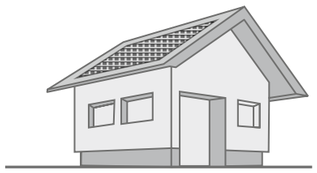

AC-SIDE BEFORE THE INVERTER

TT/TNS

GT40 TT/TNS-12,5kA-**B**	**500103**
GT40 TT/TNS-12,5kA-**S**	**500101**
GT40 TT/TNS-12,5kA-**SI**	**500110**

TNC

GT40 TNC-12,5kA-**S**	**500107**

TT/TNS

GT40 TT/TNS-7,5kA-**B**	**500102**
GT40 TT/TNS-7,5kA-**S**	**500100**
GT40 TT/TNS-7,5kA-**SI**	**500109**

TNC

GT40 TNC-7,5kA-**SI**	**500111**

DC-SIDE

Typ 1+2, 1100V

PV T1+2, 1100V	**500401**
PV T1+2, 1100V-**FM**	**500400**

Typ 1+2, 1500V

PV T1+2, 1500V	**500403**
PV T1+2, 1500V-**FM**	**500402**

Typ 2, 1100V

PV T2, 1100V	**500420**
PV T2, 1100V-**FM**	**500421**

Typ 2, 1500V

PV T2, 1500V	**500422**
PV T2, 1500V-**FM**	**500423**

Typ 1+2, 1100V

GAK 1x1/T1+T2 1100V	**165621**
GAK 2x2/T1+T2 1100V	**165620**

Typ 2, 1100V

GAK 1x2/T2 1100V	**165639**
GAK 2x2/T2 1100V	**165640**
GAK 3x2/T2 1100V	**165641**

ADDITIONAL BUILDING SURGE PROTECTION

APPLICATION	PRODUCTS FOR AN OVERALL PROTECTION CONCEPT			
Telephone systems		FM TEL20	**500501**	ADSL, ADSL2, ADSL2+, VDSL,VDSL2
Data interfaces		FM Dat Net Cat6	**500502**	Power Over Ethernet Cat 6 (POE)
Bussystem		FM Dat KNX	**500504**	KNX / EIB-Bus
sun protection		GT-AS-T2/3-275	**500505**	Kirschmann STAK3/STAS3
fine protection		GT3 mini	**500503**	Typ 3 / 230V
		GT T3, 230V **FM**	**500509**	Typ 3 / 230V mit Fernmeldekontakt
		GT T3, 24V **FM**	**500510**	Typ 3 / 24V mit Fernmeldekontakt

signal protection

PROTECTION CONCEPT FOR BUILDINGS WITH PV SYSTEMS

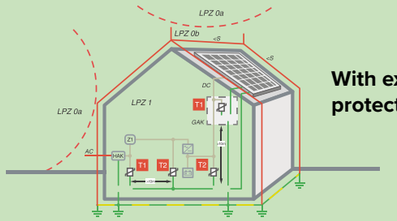

With external Lightning protection system

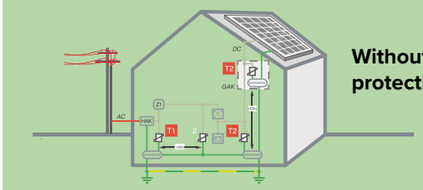

Without external Lightning protection system

-B = basic **-L** = leakage current **-S** = with voltage tap **-FM** = with remote signalling contact **-SI** = with fused voltage tap

GT40

GT40 TT/TNS-7,5-SI

Multipole, compact lightning current combination arresters

for the 40mm busbar system | type 1 + 2

- only 47mm wide
- status indicator green / not green
- installation in the pre-meter area

for TT-/TNS-Systems | 7,5kA

Item	Art. no.
GT40 TT/TNS-7,5kA-B	**500102**

- Lightning impulse current 7.5kA (10/350µs) per pole, protection level less than 1.5kV

scan for data sheet

Item	Artikel-Nr.
GT40 TT/TNS-7,5kA-S	**500100**

- Lightning impulse current 7.5kA (10/350µs) per pole, protection level less than 1.5kV
- with voltage tap (L1) for the voltage supply of the APZ panel

Item	Artikel-Nr.
GT40 TT/TNS-7,5kA-SI	**500109**

- Lightning impulse current 7.5kA (10/350µs) per pole, protection level less than 1.5kV
- with fused voltage tap (6.3A)

for TT-/TNS-Systems | 12,5kA

Item	Artikel-Nr.
GT40 TT/TNS-12,5kA-B	**500103**

- Lightning impulse current 12.5kA (10/350µs) per pole, protection level less than 1.5kV

Item	Artikel-Nr.
GT40 TT/TNS-12,5kA-S	**500101**

- Lightning impulse current 12.5kA (10/350µs) per pole, protection level less than 1.5kV
- with voltage tap (L1) for the voltage supply of the APZ panel

Item	Artikel-Nr.
GT40 TT/TNS-12,5kA-SI	**500110**

- Lightning impulse current 12.5kA (10/350µs) per pole, protection level less than 1.5kV
- with fused voltage tap (6.3A)

for TNC-Systems | 7,5kA und 12,5kA

Item	Artikel-Nr.
GT40 TNC-7,5kA-SI	**500111**

- Lightning impulse current 7.5kA (10/350µs) per pole, protection level less than 1.5kV
- with fused voltage tap (6.3A)

scan for data sheet

Item	Artikel-Nr.
GT40 TNC-12,5kA-S	**500107**

- Lightning impulse current 12.5kA (10/350µs) per pole, protection level less than 1.5kV
- with voltage tap (L1) for the voltage supply of the APZ panel

equipment

Item	Artikel-Nr.
Cable set for the GT40 arrester	**500120**

- 2 x connection cable
- 2 x BLF 5.08-plug
- 1 x Conductor connection terminal (for the N rail)

2

GT T1+2

GT T1+2, 25kA, 3+1-300-FM

Multipole, pluggable AC lightning current combination arrestors

Type 1 + 2

for the TT-/TNS-System | Blitzschutzklasse I und II | 25kA

Item	Art. no.
GT T1+2, 25kA, 3+1-300-FM	**500200**

- ✓ **Leakage-free (pre-metering area)**
- ✓ Status indicator green/not green
- ✓ with remote signalling contact
- ✓ Lightning impulse current 25kA (10/350µs) per pole, protection level < 1.5kV
- ✓ highest continuous voltage 300V

scan for data sheet

Item	Art. no.
GT T1+2, 25kA, 3+1-275-FM, 4TE	**500213**

- ✓ **Leakage-free (pre-metering area)**
- ✓ only 4 TE wide
- ✓ with remote signaling contact
- ✓ for 230V/400V nominal voltage
- ✓ Lightning impulse current 25kA (10/350µs) per pole, protection level < 1.5kV
- ✓ defect display on the plug-in module

for the TNC-System | Blitzschutzklasse I und II | 25kA

Item	Art. no.
GT T1+2, 25kA, 3+0-300-FM	**500201**

- ✓ **Leakage-free (pre-metering area)**
- ✓ Status indicator green/not green
- ✓ with remote signalling contact
- ✓ Lightning impulse current 25kA (10/350µs) per pole, protection level < 1.5kV
- ✓ highest continuous voltage 300V

Item	Art. no.
GT T1+2, 25kA, 3+0-275-FM, 3TE	**500214**

- ✓ **Leakage-free (pre-metering area)**
- ✓ **only 3 TE wide**
- ✓ with remote signaling contact
- ✓ modules pluggable
- ✓ for 230V/400V nominal voltage
- ✓ Lightning impulse current 25kA (10/350µs) per pole, protection level less than 1.5kV
- ✓ Defect display on the plug-in module

for the TNS-System | Blitzschutzklasse III und IV | 12,5kA

Item	Art. no.
GT T1+2, 12,5kA, 4+0-300-FM	**500231**

- ✓ **Leakage-free (pre-metering area)**
- ✓ Status indicator green/not green
- ✓ with remote signalling contact
- ✓ Lightning impulse current 12.5kA (10/350µs) per pole
- ✓ highest continuous voltage 300V

scan for data sheet

Item	Art. no.
GT T1+2, 12,5kA, 4+0-300-FM-L	**500250**

- ✓ **Leakage current (post-metering area)**
- ✓ Status indicator green/not green
- ✓ with remote signalling contact
- ✓ Lightning impulse current 12.5kA (10/350µs) per pole
- ✓ highest continuous voltage 300V

for the TT-/TNS-System | Blitzschutzklasse III und IV | 12,5kA

Item	Art. no.
GT T1+2, 12,5kA, 3+1-300-FM	**500230**

- ✓ **Leakage-free (pre-metering area)**
- ✓ Status indicator green/not green
- ✓ with remote signalling contact
- ✓ Lightning impulse current 12.5kA (10/350µs) per pole
- ✓ highest continuous voltage 300V

Item	Art. no.
GT T1+2, 12,5kA, 3+1-300-FM-L	**500251**

- ✓ **Leakage current (post-metering area)**
- ✓ Status indicator green/not green
- ✓ with remote signalling contact
- ✓ Lightning impulse current 12.5kA (10/350µs) per pole
- ✓ highest continuous voltage 300V

for the TNC-System | Blitzschutzklasse III und IV | 12,5kA

Item	Art. no.
GT T1+2, 12,5kA, 3+0-300-FM	**500232**

- ✓ **Leakage-free (pre-metering area)**
- ✓ Status indicator green/not green
- ✓ with remote signalling contact
- ✓ Lightning impulse current 12.5kA (10/350µs) per pole
- ✓ highest continuous voltage 300V

Item	Art. no.
GT T1+2, 12,5kA, 3+0-300-FM-L	**500252**

- ✓ **Leakage current (post-metering area)**
- ✓ Status indicator green/not green
- ✓ with remote signalling contact
- ✓ Lightning impulse current 12.5kA (10/350µs) per pole
- ✓ highest continuous voltage 300V

3

GT T2

GT T2, 4+0-300

Multipole, pluggable AC surge arresters

Type 2

for the TNS-System

Item	Art. no.
GT T2, 4+0-300	**500300**
✓ Status indicator green/not green	

scan for data sheet

Artikel	Art. no.
GT T2, 4+0-300-FM	**500301**
✓ Status indicator green/not green ✓ with remote signalling contact	

With integrated back-up fuse!

for the TT-/TNS-System

Item	Art. no.
GT T2, 3+1-300	**500302**
✓ Status indicator green/not green	

Item	Art. no.
GT T2, 3+1-300-FM	**500303**
✓ Status indicator green/not green ✓ with remote signalling contact	

Item	Art. no.
GT T2, 3+1-300-FM-SI	**50 0320**
✓ Status indicator green/not green ✓ with remote signalling contact ✓ **with integrated fuse**	

for the TNC-System

Item	Art. no.
GT T2, 3+0-300-FM	**500305**
✓ Status indicator green/not green ✓ with remote signalling contact	

scan for data sheet

for 1-phase System

Item	Art. no.
GT T2, 1+1-300-FM	**500310**
✓ Status indicator green/not green ✓ with remote signalling contact	

4 PV

PV T1+2, 1100V-FM

Multipole, pluggable arresters for photovoltaic applications

Type 1 + 2 | type 2

Lightning current combination arrestors type 1+2, 1100V, DC

Item	Art. no.
PV T1+2, 1100V	**500401**

- ✓ 1100V, 3+0
- ✓ Status indicator green/not green

scan for data sheet

Item	Art. no.
PV T1+2, 1100V-FM	**500400**

- ✓ 1100V, 3+0
- ✓ with remote signalling contact
- ✓ Status indicator green/not green

Lightning current combination arrestors type 1+2, 1500V, DC

Item	Art. no.
PV T1+2, 1500V	**500403**

- ✓ 1500V, 3+0
- ✓ Status indicator green/not green

Item	Art. no.
PV T1+2, 1500V-FM	**500402**

- ✓ 1500V, 3+0
- ✓ with remote signalling contact
- ✓ Status indicator green/not green

Surge arresters type 2, 1100V, DC

Item	Art. no.
PV T2, 1100V	**500420**

- ✓ 1100V, 3+0
- ✓ Status indicator green/not green

scan for data sheet

Item	Art. no.
PV T2, 1100V-FM	**500421**

- ✓ 1100V, 3+0
- ✓ with remote signalling contact
- ✓ Status indicator green/not green

Surge arresters type 2, 1500V, DC

Item	Art. no.
PV T2, 1500V	**500422**

- ✓ 1500V, 3+0
- ✓ Status indicator green/not green

Item	Art. no.
PV T2, 1500V-FM	**500423**

- ✓ 1500V, 3+0
- ✓ with remote signalling contact
- ✓ Status indicator green/not green

5

GAK

GAK 2x2/T2 1100V

Generator junction boxes

with transparent cover and pre-mounted cable glands

- Plug-in terminal (+) and (-): 10 mm²
- Plug-in terminal PE: 16 mm²
- Pressure compensation element
- 1x cable bushing M20 for earthing connection
- UV-resistant screw connection

Lightning current combi conductors type 1+2, 1100V

Arresters: 1x T1+T2 1100V DC
MPP tracker: 1
Strings per MPP: 2
Case: 200x200x132 IP65
Features: 4x 2-fold cable bushing 2x 6mm²

scan for data sheet

Item	Art. no.
GAK 1x2/T1+T2 1100V	**165621**

Arresters: 2x T1+T2 1100V DC
MPP tracker: 2
Strings per MPP: 2
Case: 300x200x132 IP65
Features: 8x 2-fold cable bushing 2x6mm²

Item	Art. no.
GAK 2x2/T1+T2 1100V	**165620**

Surge arresters type 2, 1100V

Arresters: 1x T2 1100V DC
MPP tracker: 1
Strings per MPP: 2
Case: 200x200x132 IP65
Features: 4x 2-fold cable bushing 2x6mm²

scan for data sheet

Item	Art. no.
GAK 1x2/T2 1100V	**165639**

Arresters: 2x T2 1100V DC
MPP tracker: 2
Strings per MPP: 2
Case: 300x200x132 IP65
Features: 8x 2-fold cable bushing 2x6mm²

Item	Art. no.
GAK 2x2/T2 1100V	**165640**

Arresters: 3x T2 1100V DC
MPP tracker: 3
Strings per MPP: 2
Case: 400x300x132 IP65
Features: 12x 2-fold cable bushing 2x6mm²

Item	Art. no.
GAK 3x2/T2 1100V	**165641**

FM

FM TEL20

Combination arresters for data/telecomm. systems

telecommunications | telephone | network

Item	Art. no.
FM TEL20	**500501**

Combination arrester for telecommunication systems.
- ✓ D1 / C1 / C2 / C3
- ✓ 7,5 kA lightning current discharge capacity
- ✓ Push-in connections
- ✓ Dimensions: 92 x 92 x 62 mm

scan for data sheet

Item	Art. no.
FM Dat Net Cat6	**500502**

Combination arrester for Ethernet for the protection of data networks and network devices such as hubs, switches, servers.
- ✓ D1 / C2 / C1 / C3
- ✓ 1 kA Lightning current discharge capacity
- ✓ RJ45 connection
- ✓ 250 MHz
- ✓ Top-hat rail mounting

Item	Art. no.
GT3 mini	**500503**

Device protection type 3 (fine protection), for installation in switch and junction boxes
- ✓ acoustic signalling
- ✓ Max. continuous voltage 275 V AC
- ✓ U_{oc} 6kV / I_{cw} 3 kA (8/20µs)

Item	Artikel-Nr.
FM Dat KNX	**500504**

- ✓ D1 / C1 / C2 / C3
- ✓ Discharge capacity: In 5kA, Imax: 10kA, limp 1kA
- ✓ 24V AC
- ✓ Serien-Bemessungsstrom 7A

scan for data sheet

Item	Art. no.
GT-AS-T2/3-275	**500505**

- ✓ Typ 2+3
- ✓ compact design
- ✓ IP 54 protect
- ✓ Easy connection with Hirschmann plugs in the event of a fault

Ldown opened, stopping the blind from moving down
- ✓ acoustic signaling in the case of an error

Item	Art. no.
GT T3, 230V FM	**500509**

- ✓ highest continuous voltage U_c 230V
- ✓ **Typ 3** / 2-pin
- ✓ IP 20 protect
- ✓ for use in TN-S networks

Item	Art. no.
GT T3, 24V FM	**500510**

- ✓ max. back-up fuse 32A gG
- ✓ highest continuous voltage Uc 24 / 34V
- ✓ **Typ 3** / 2-pin
- ✓ for use in TN-S networks

		Item	Page	U_c	I_{imp} (10/350 µs)	I_{max} (8/20 µs)	I_n (8/20 µs)	Distribution grids	Application	Performance features	Protection*	Conformity
GT40	TYP 1+2	**GT40**	10	300V	Bis 12,5kA	50kA	20kA	TNS, TT, TNC	• **Before the consumption meter** • First level of protection • 40mm busbar systems	• **LEAKAGE FREE** • hybrid topology • TOV strength • Shock and vibration resistant • Suitable for 5mm and 10mm busbarst	315A gG	IEC 61643-11: 2011 EN 61643-11: 2012+A11:2018
GT T1+2	TYP 1+2	**GT T1+2, 25kA**	12	300V	25kA	65kA	25kA	TNS, TT, TNC	• **Before the consumption meter** • First level of protection	• **LEAKAGE FREE** • hybrid topology • TOV strength • Schock- u. vibrationsresistent • Easy replacement during maintenance/repair • No additional backup fuse required for protection up to 315A gG	315A gG	IEC 61643-11: 2011 EN 61643-11: 2012+A11:2018 UL 1449 4th Edition
		GT T1+2, 12,5kA	12	300V	12,5kA	65kA	20kA	TNS, TT, TNC	• **Before the consumption meter** • First level of protection	• **LEAKAGE FREE** • hybrid topology • TOV strength • Shock and vibration resistant • Easy replacement during maintenance/repair • No additional backup fuse required for protection up to 315A gG	315A gG	IEC 61643-11: 2011 EN 61643-11: 2012+A11:2018 UL 1449 4th Edition
		GT T1+2, 12,5kA, L	12	300V	12,5kA	50kA	20kA	TNS, TT, TNC	• **After the consumption meter** • First level of protection	• **LEAKAGE CURRENT** • MOV-topology • No additional back-up fuse required Protection up to 315A gG Easy replacement during maintenance/repair • Shock and vibration resistant	315 gG	IEC 61643-11: 2011 EN 61643-11: 2012+A11:2018
GT T2	TYP 2	**GT T2**	14	300V	_	50kA	20kA	TNS, TT, TNC	• second level of protection	• MOV topology • No additional backup fuse required for protection up to 315A gG • Easy replacement during maintenance/repair • Shock and vibration resistant	315 gG	IEC 61643-11: 2011 EN 61643-11: 2012+A11:2018 UL 1449 4th Edition
PV	TYP 1+2	**PV T1+2, 1100V**	16	Bis 1500V	6,25kA	40kA	20kA	PV / DC-Seite	• DC photovoltaic applications • First and second protection level	• Short circuit resistanc I_{scpv} of 11kA and 30kA • SCCR 100kA and 50 kA accordning to UL • Easy replacement during maintenance/repair • Shock and vibration resistant	_	EN 50539 11: 2013 +A1: 2014 UL 1449 4th Edition
	TYP 2	**PV T2, 1100V**	16	Bis 1500V	_	40kA	20kA	PV / DC-Seite	• DC photovoltaic applications • second protection level	• Short circuit resistanc I_{scpv} of 11kA • SCCR 50kA and 65kA according UL • Easy replacement during maintenance/repair • Shock and vibration resistant	_	EN 50539 11: 2013 +A1: 2014 UL 1449 4th Edition
GAK	TYP 1+2	**GAK T1+T2 1100V**	18	Bis 1500V	6,25kA	40kA	20kA	PV / DC-Seite	• DC photovoltaic applications • First and second protection level	• Short circuit resistance I_{scpv} of 11kA and 30kA • SCCR 100kA and 50 kA according to UL • Easy replacement during maintenance/repair • Shock and vibration resistant	_	EN 50539 11: 2013 +A1: 2014 UL 1449 4th Edition
	TYP 2	**GAK T2 1100V**	18	Bis 1500V	_	40kA	20kA	PV / DC-Seite	• DC photovoltaic applications • second protection level	• Short circuit resistance I_{scpv} of 11kA • SCCR 50kA and 65kA according to UL • Easy replacement during maintenance/repair • Shock and vibration resistant	_	EN 50539 11: 2013 +A1: 2014 UL 1449 4th Edition
FM	D1, C2, C1, C3	**FM TEL20**	20	180V DC 127V AC	7,5kA	_	20kA	ADSL, ADSL2, ADSL2+ VDSL, VDSL2	telephone network	• Approved for D1 / C1 / C2 / C3 applications • Up to 250MHz data rate • Protection class IP66 - surface mounting housing	_	IEC 61643-21 EN 61643-21
		FM Dat Net Cat6	20	50V DC Line-Line 72V DC Pair-Pair	1kA	_	150A Line-Line 10kA Lines-Ground	Cat6	ethernet network	• Approved for D1 / C1 / C2 / C3 applications • Up to 250MHz data rate • Metal housing for the best shielding effects • DIN rail mounting	_	IEC 61643-21 EN 61643-21 UL 497B 4th Edition
		FM Dat KNX	20	170V	1kA	10kA	5kA	Bus-System	EIB/KNX Bus	• Approved for D1 / C1 / C2 / C3 applications • Discharge capacity: In 5kA, / Imax 10kA, / Iimp 1kA • Voltage 24V AC / series rated current: 7A	_	IEC/EN 61643-21
FEINSCHUTZ	TYP 3	**GT3 mini**	20	275V	–	–	3kA	TNS	Cable ducts and connections	• Acoustic signaling • maximum continuous voltage 275 V AC • U_{oc} 6kV • I_{cw} 3kA (8/20µs)	–	IEC 61643-11: 2011, EN 61643-11: 2012
		GT T3 230V FM	20	230V	–	10kA	5kA	TNS	sub-distribution	• max. back-up fuse 63A gG • highest continuous voltage Uc 320V • telecommunications contact	63A gG	IEC 61643-11: 2011 EN 61643-11: 2012
		GT T3 24V FM	20	24/34V	–	2kA	1,2kA	TNS	sub-distribution	• max. back-up fuse 32A gG • highest continuous voltage Uc 24/34V	32A gG	IEC 61643-11: 2011, EN 61643-11:2012+A11:2018
SONNEN-SCHUTZ	TYP 2+3	**GT-AS-T2/3-275**	20	230V	15kA	10kA	10kA	TNS, TT	Motorized blinds	• Type 2+3 • • compact design & acoustic signalling • • IP 54 protection • • Hirschmann connector	–	IEC 61643-11:2011 EN 61643-11:2012+ A11:2018

* No additional back-up fuse required for fuse protection up to ...

Also in your area

You want to find your contact person?

We would be happy to advise you on the subject of overvoltage protection to other topics of our product worlds. Use one of ours contact options.

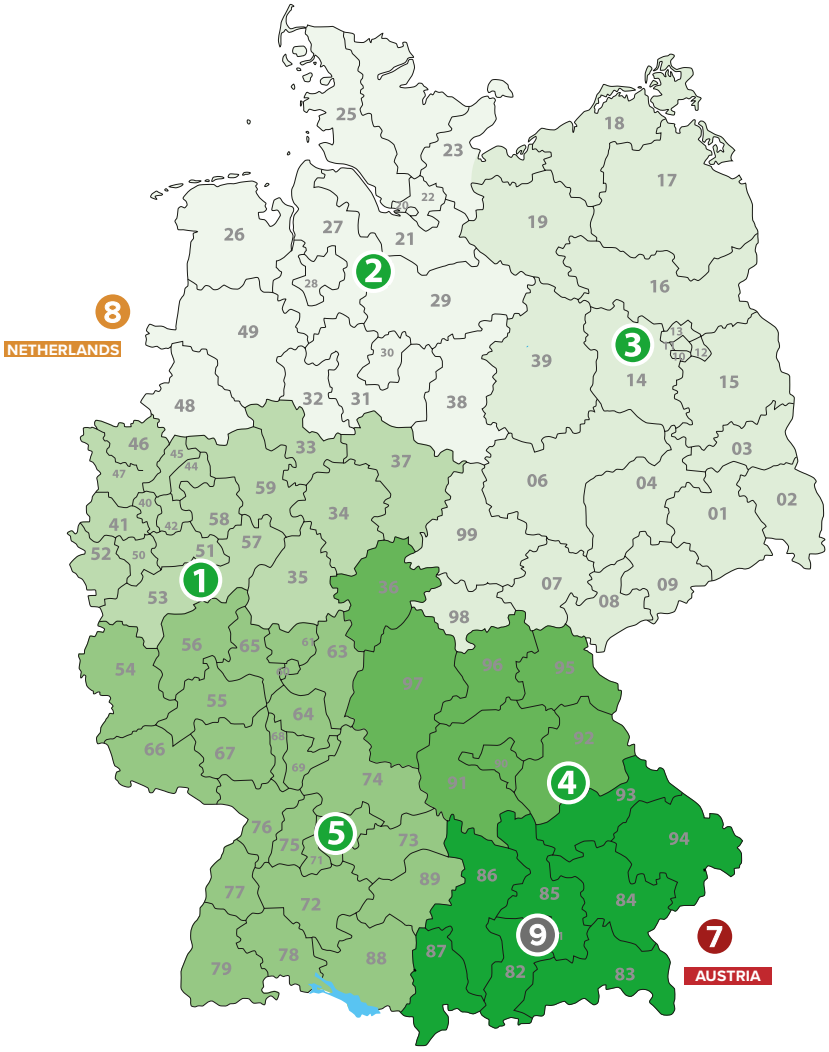

1

Andreas Gröger
Advice | Sales
Tel. +49 171 224 11 14
a.groeger@k-electric-gmbh.de

2

Andreas Silling
Advice | Sales | product management
Tel. +49 170 899 14 04
a.silling@k-electric-gmbh.de

3

Peter Rassl
Advice | Sales
Tel. +49 170 910 03 31
p.rassl@k-electric-gmbh.de

4

Kevin Gebelein
Advice | Sales
Tel. +49 171 300 40 33
k.gebelein@k-electric-gmbh.de

5

Manfred Itschner
Advice | Sales
Tel. +49 170 931 64 20
m.itschner@k-electric-gmbh.de

6

Key Account TGA & energy supplier
Philipp Stöcklein
Advice | Sales
Tel. +49 (0) 151 / 19 67 55 42
p.stoecklein@k-electric-gmbh.de

7

AUSTRIA
Manfred Payerl
Advice | Sales
Tel. +43 660 435 97 64
m.payerl@k-electric-gmbh.de

8

NETHERLANDS
Christian Grün
Advice | Sales
Tel. +49 151 177 66 89 2
c.gruen@k-electric-gmbh.de

9

ELKA Hugo Krischke GmbH
Rainer Leibl
industrial representation
Tel. +49 162 137 437 9
Leibl@elka-krischke.de

IMPRINT

K'ELECTRIC GmbH | Carl-Benz-Straße 7 | 95448 Bayreuth

Contakt
Telefon: +49 921 151 26 78-0
Telefax: +49 921 151 26 78-20
E-Mail: office@k-electric-gmbh.de

© 2022 | Changes and errors excepted.